

BECOMING INTERGENERATIONAL

INTERGEN WORSHIP SERIES

OUTLINES FOR FOUR
INTERGENERATIONAL
SERVICES

INCLUDES SCRIPTURE,
PRAYERS & CREATIVE
IDEAS TO BRING
PEOPLE TOGETHER

DOWNLOADABLE
RESOURCES

DEVELOPED BY ANGELA BLUNDELL

Intergenerational Ministry Facilitator
Anglican Diocese of Auckland



CONTENTS

PAGE 4

STRUCTURE

PAGE 8

MAKING ROOM

We make room for one another

PAGE 12

CELEBRATING LIFE TOGETHER

We celebrate and give thanks for our community

PAGE 6

WHY WE JOURNEY TOGETHER

We journey together to worship God and to share the stories of our faith.

PAGE 10

THE UPSIDE DOWN KINGDOM

We reflect on the Kingdom of God

PAGE 14

PRAYERS & OTHER THINGS

STRUCTURE

The original idea and version of this service was in St Mary by the Sea, Torbay an Anglican church in Aotearoa New Zealand. Our intentionally intergenerational service broadly follows the structure of a typical Anglican service including a call to worship, music, confession, absolution, milestones/celebration/notices, scripture, sermon, intercession, communion and sending out. Throughout our journey though we have made some changes that reflected the intergenerational values we hope imbibe our worship. These include:

Informal greeting, introduction and summary of what we are doing and also where we are in the context of a wider season such as Lent, Easter or a thematic series. We also directly advise of any creative activity that is related to our theme for the day.

An **intergenerational connection or sharing moment** early in the service to invite people to share something of their week, a low key question related to the theme or similar. We keep this deliberately less deep or complicated or more fun to help people settle into the service.

Sometimes we will use an **intergenerational connection** to encourage people to move around or talk to others who they don't usually talk to.

Reflective time after the Scripture/Sermon - We have a very broad definition of preaching so sometimes preaching looks like a sermon, sometimes it looks like something else. We provide time for people to:

- Share a meaningful faith experience related to the theme in a small group
- Explore or discuss scripture
- Respond to the scripture
- Reflect on what God might be saying to them
- Reflect on what God might be saying to our community
- Pray creatively

The reflective time becomes a time where we can have both discussion and personal reflection, corporate response and individual response. It can look like creating something, doing something, contemplating something. It might also involve using our hands/bodies, moving around the space or worship stations. It might also include intercessory prayer in some way but if it doesn't, we always pray together as a community.

As you plan your worship, consider your existing framework and how you can incorporate ways for people to connect with God, one another and their own faith journey in the service. Carefully choose music and liturgy that also helps people connect with God and what is happening in the service.

If you want more resources or to have a discussion about intergenerational ministry, please feel free to contact:

Angela Blundell

Intergenerational Ministry facilitator

Anglican Diocese of Auckland

intergen.facilitator@aucklandanglican.org.nz

BECOMING INTERGENERATIONAL

Sometimes we need a reminder of why we are on an intergenerational journey and what it means. This is a chance to reconnect with key scripture and theology about intergenerational ministry in an accessible way.

Contained in this series are prayers to use throughout the series, key ideas, sharing moments, reflective questions and creative activities. The creative activities are aimed at reflecting your congregations journey by building on something every week,

Communicating Key Ideas

- A short 5-7 minute sermon/homily outlining key themes
- Put copies of a reading on the tables and invite people to share in their groups what jumps out at them after the scripture is read. At the end invite people to share their thoughts or briefly summarise the key points in 1-2 minutes.
- In advance invite one or two people to share something relevant to the theme for the day. Aim for a short time of up to 3 minutes for one short vignette.
- Choose liturgy and prayers reflect the values and ideas that are being communicated that week.
- Use the sharing moments or reflective question times to get people thinking about the application in real life.

Voices

As you plan your worship, consider inviting differently aged people to help lead different aspects of the service. If there are longer readings consider breaking them up into short sections for people to read.

Clear Guiding Through the Service

Regardless of how many people you have contributing, you will need someone to take overall responsibility for leading and guiding the congregation through the service. Whether you call them a worship leader, liturgist or they are the Priest, someone needs to hold this all together.

Explaining what is happening next as well as having clear instructions on PowerPoint and/or on tables can help. Have these words scripted for leaders who might find it hard to talk without notes, lots of ums/ahhs/hesitations can make it hard for others to understand. As people get more practiced they will need less support.

People of all ages will need to be invited and reinvented into participation, even adults can get distracted during a discussion. For younger children, have someone on hand who can draw them back into what is happening next.

Consider finding something to bring people together after a conversation. You could consider a prayer gong or bowl, a bell or a bit of music and explain that this is what you will do to bring them back together. Don't be afraid to pause for a moment before talking to allow people to stop their discussion and be ready for what is next.

WHY WE JOURNEY TOGETHER


The purpose of this service is to revisit some key passages about why we choose to be an intergenerational community. To reflect this journey we encourage you to create a display with the artistic activities each week. You could use a wall, a whiteboard or even a window.

EXODUS 12:24-25

ACTS 21:3-6

PSALM 145:4

LUKE 2: 41-52



Collective Reading of Psalm 145:4

Divide people into 6 groups

Give each group part of the bible passage (see downloadable resources)

Encourage groups to practice the phrase several times, helping those who need help to read, see or hear.

When ready, the worship leader guides the groups to say their phrase. Repeat several times until it sounds quite seamless.

Key Themes

- Faith needs shared with different generations
- Our rituals and practices are important and participation essential
- Questions are invited and answered
- Importance of gathered worship together
- The Holy Spirit is present among all
- We all have a responsibility to share our faith with others
- Getting to know each other is important to build relationship

Intergenerational Connection - Hobby Bingo

An opportunity for people to get to know others interests.

Using the template in the downloads invite people to fill in their 'bingo' card with their favourite hobby and go around and have people put their name by a hobby they do. Once they have filled in all their card, invite them to find someone who shares their hobby and spend a few moments sharing something about it.

Always remind people during these activities to be mindful of those who can't move around easily and go to them.



WHY WE JOURNEY TOGETHER

Intercessions

As we come into prayer today Lord we say thank you:

Thank you for listening hearts

Thank you for interesting conversation

Thank you that we have been challenged

Thank you that we have been changed.

We pray now for our community

For the people here today

For the people who are not

For the people we notice

For the people who slip into the shadows

We pray for our country

For wise decisions made with compassion

For fair and just access to education and health

For those who are finding times hard

For those who are isolated

We pray for the world

For the places of war and suffering

For the places of confusion and violence

For the places where illness and death is still a daily reality

For leaders as they make decisions

Follow with the Lord's Prayer if this is your practice

Creative Activity

You will need:

Copies of the feet template, enough for at least one per person.

Colouring in pencils and felts

Blue tac to stick them up

A prepared space where the feet will go with enough space to add to it each week.

This activity can happen during the reflection/sharing time.



Reflection Question/Sharing

After the sermon or discussion invite people to participate with the following:

As we think of the responsibility and challenge we have to share our stories of faith, we invite you to think of a bible story or passage that has meaning for you and to share it in your group, as you decorate a foot to symbolise our journey together

Invite people to affix their foot during the offertory song, invite people to assist those who may have difficulty moving.

THE UPSIDE DOWN KINGDOM

In this service we focus on the Kingdom of God as described by Jesus. An intentionally intergenerational community says that connection is more important than being separated. It talks about how community is more important than independence. It talks about how the Holy Spirit moves and works in us as a community. Today we will spend some time in intentional connection to help us build an upside down community of faith

2 CHRONICLES 20:13-14

ACTS 2:42-47

MATTHEW 19:13-14

Key Themes

- Intergenerational gatherings reflect the Kingdom of God
- We have been conditioned to think that being separate is the right thing to do, but really we are designed in be in community.
- We need to focus on building relationships and sharing faith between people.
- The Holy Spirit moves through people of different ages.

THE FAITH FIVE CAN REPLACE A SERMON SLOT OR YOU COULD BRIEFLY HIGHLIGHT KEY POINTS OF THE READINGS RELATING TO INTERGENERATIONAL MINISTRY.



Using Faith Five

Faith Five is a well established way of creating the opportunity for conversation. In small intergenerational groups you:

1. Share a highlight and a lowlight.
2. Read aloud the bible verse on the table.
3. Talk about the bible verse related to your highlight
4. Pray for one another
5. Bless one another.


You will need:

A copy of the gospel reading

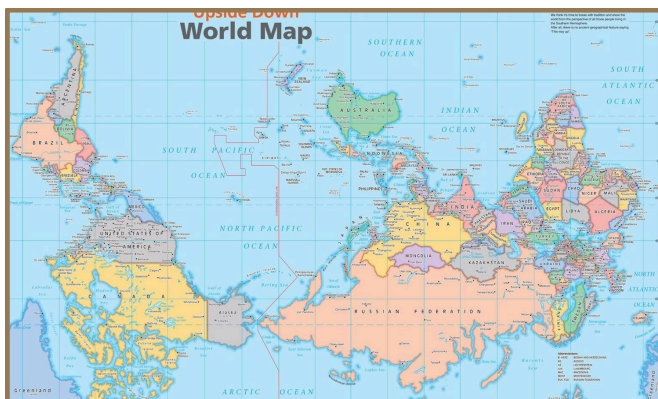
A list of the different parts of Faith Five

Invite people to move around the space to ensure there are different ages in each group

Before people begin, take them through the different steps. Allow at least 20 minutes for this activity.



THE UPSIDE DOWN KINGDOM




Upside Down World Intergenerational Connection

To demonstrate the idea that the upside down Kingdom of God can look and feel different you can use this object reflection to prompt discussion. Use the World Map slide show from the resource link and use the following questions to prompt discussion.

How do you feel looking at the different maps?
Were some maps more comfortable to look at than others?

After group discussion you could invite contributions from different people, acknowledging how different the world looks when looking at it from a different perspective and how different God's Kingdom is compared with the world. In the same way, intergenerational worship can look different to how we are used to worship looking.



Helpful tips

Lost Sheep Australia has an engaging story for this gospel and comes with a variety of figures you could use for the creative moment.

Because people have prayed for one another during Faith Five you might want to forego intercessions but bring the time together by saying the Lords Prayer.

Creative Moment

As people are sharing in their Faith Five Time you can invite them to draw their group or what they think a group of people in God's Kingdom might look like. Invite them to place their pictures with the feet from the previous week. You will need to have paper, pens and pencils available

Blessing One Another.

If your community is not familiar with this, you may wish to demonstrate 'how' to bless someone, including asking permission before praying for someone and if it's okay to touch the upper arm region.

As we finish our time together we will offer each other a blessing.

"I pray that the Lord will bless you and protect you, and that the Lord will show you mercy and kindness. May the Lord be good to you and give you peace"

For a more simple prayer people could say **"May God bless you this week"**. Offer both options so people can choose what they prefer

MAKING ROOM

This service is focused on the theology of accommodation, the understanding that in order for our community to worship and do life together, we must accommodate or make room for one another. This service focuses on making room for difference, acting as a community of grace. For more about the theology of accommodation, see *Intergenerational Communities and a Theology of Accommodation* by Gareth Crispin in *Intergenerate* (2019) edited by Holly Catterton Allen.

JOEL 2:27-31
PHILIPPIANS 2:6-8
JOHN 1:1-17

Key focus

- If we are to imitate Christ, then we imitate the greatest accommodation which is when Christ became human. Christ limited himself to our human body, our earthly reality, our human weakness and strengths.
- Knowledge and understanding of God happens over time and with engagement and participation in worship and faith in life. No one knows everything.
- For those of us with experience and knowledge, we must adopt a posture of accommodation to those who are less experienced. As our responsibility and authority increase, so does the responsibility to accommodate. It is a position of humility and not putting ourselves first.
- It is a position where we extend grace to others around us.



Collective Reading of Joel 2:27-31

Divide people into 6 groups
Give each group part of the bible passage (see downloadable resources)

Encourage groups to practice the phrase several times, helping those who need help to read, see or hear.

When ready, the worship leader guides the groups to say their phrase. Repeat several times until it sounds quite seamless.

Intercessions

Use the photos at the resource link or your own

(Photo of baby crying) We pray for the babies and young people in our lives

May we make room for them.

(Photo of homeless person) We pray for those who are homeless

May we make room for them

(Photo of Muslim people praying) We pray for people who believe something different to us

May we make room for them

(Picture with montage of different NZ political parties) We pray for those who vote differently to us

May we make room for them

(Photo of rainbow flag) We pray for people of different genders and expressions of sexuality

May we make room for them

(Photo of older people) We pray for older people

May we make room for them

MAKING ROOM

Intergenerational Connection Sharing our skills & experience

No one is born knowing everything in the world - we all have different skills and gifts that we develop over time and experience. Today we are going to celebrate the different skills that people have:


Raise your hand if you can:

- Bake a cake by yourself
- Use a drill
- Play Fortnite
- Beat the Endodragon
- Change a car tyre
- Use Instagram
- Change the time on your oven clock when it's daylight saving
- Write a computer code
- Drive a car
- Put up a tent
- Iron clothing
- Put on a load of washing without asking someone what button to push
- Ride a bike
- Put away your clothes
- Tidy up your things
- Catch a bus
- Play an instrument
- Ride a skateboard
- Build Lego by yourself

For those of us who know how to do these sorts of things, did we do them perfectly right away? Does anyone want to share any epic failures? Can anyone share a time when they were helped by someone who knew what they were doing?

Allow time to discuss in groups or invite a few people to share widely.

In our faith journey we are all learners and we can all learn from one another. There are people with more life and age experience and they can gift us wisdom from that and there are people who might be younger but also have wisdom and insight that we might not have.



Creative activity

Trace and colouring a hand print. *You will need: paper, scissors, felt tips/pens/ paint pens.*

Our activity today is that we will trace our hands, a symbol of the open hand we offer and when we receive. We will decorate these and add them to our wall today. Some people may need help, so offer assistance to those who might find this difficult.

Hand prayers

Using our hands or bodies in prayer can offer a different and profound experience. Check out Engage Worship for ideas that you could adapt to your context.

<https://engageworship.org/ideas/hand-prayers>

Reflective Questions

- Have you had to make room for someone or something this week?
- Has someone else made room for you?
- How does it feel when someone does or doesn't make room?

CELEBRATING LIFE TOGETHER

This service is about celebrating being together. We are going to share the joy that we experience in church and in our lives and what we are thankful for. As this is the final service of the series, it is useful to do a recap at the beginning of the service to remind people of the journey they have been on. You could choose to focus on joy or thanksgiving or do both. It would also be a nice idea to finish with a shared meal.

DEUTERONOMY 29:8-12

NEHEMIAH 8 (NLT)

MATTHEW 14:13-21

Key focus

- The act of gathering together in celebration is an intergenerational practice
- Gratitude and thanksgiving is important for our wellbeing and that of the community.
- Sharing joy is also an important part of being community.
- Note - you may wish to read out excerpts from the Nehemiah reading as it is quite long.



Series Recap

The first week we remembered that we are called to worship together and to share our faith journey with one another. Our second week we remembered that the intergenerational focus we have is reflective of the upside down Kingdom of Jesus.

Our third week, we looked at what it looks like to 'make room' for others who are different or at a different faith place than we are and our responsibility in that.

Sharing Moment

Has anyone heard of Marie Kondo? She has a book and a Netflix series on decluttering and one of her key phrases she advises us to use as we declutter our homes is "does this bring you joy". So as you clear out a room or drawer you pick up an item and you hold it for a moment and think does this bring me joy" and if it does, then you keep it.

And if it's doesn't you get rid of it (unless it is essential).

What brings you joy when you come to church?

What brings you joy in your daily life?

Give people time to share in small groups.

Reflection time

Invite people to share something that they have learned or been reminded of over the last four weeks.

Whole Church sharing

With a wireless microphone, invite people to share something they love about your church. Start with people who are comfortable sharing to model



CELEBRATING LIFE TOGETHER

As we come into prayer today Lord we say thank you:

Thank you for listening hearts

Thank you for interesting conversation

Thank you that we have been challenged

Thank you that we have been changed.

We pray now for our community

For the people here today

For the people who are not

For the people we notice

For the people who slip into the shadows

We pray for our country

For wise decisions made with compassion

For fair and just access to education and health

For those who are finding times hard

For those who are isolated

We pray for the world

For the places of war and suffering

For the places of confusion and violence

For the places where illness and death is still a daily reality

For leaders as they make decisions

Follow with the Lord's Prayer if this is your practice

Shared meal

To celebrate the end of the series and to provide more opportunity for connection, have a shared meal after the service.

Creative Activity - Heart Colouring

You will need copies of heart colouring, pens, pencils etc.

Invite people to colour in hearts during the service and at reflection time, write down things they are thankful for on the back of their heart and add it to the wall that represents your journey.

If you wanted to extend the thankfulness to others, you could invite people to colour in multiple hearts with short notes on the back or even provide card making resources - blank cards, scrapbooking paper, glue stick etc. for people to make thank you cards.

Blessing One Another.

If your community is not familiar with this, you may wish to demonstrate 'how' to bless someone, including asking permission before praying for someone and if it's okay to touch the upper arm region.

As we finish our time together we will offer each other a blessing.

"I pray that the Lord will bless you and protect you, and that the Lord will show you mercy and kindness. May the Lord be good to you and give you peace"

For a more simple prayer people could say **"May God bless you this week"**. Offer both options so people can choose what they prefer.

PRAYERS FOR THE SERIES

These prayers can be adapted to your context and your worship style. If you use traditional liturgy you could adapt them to become reflections or additional prayers alongside your preferred words.

Invitation to Worship

Each generation will announce
to the next
your wonderful
and powerful deeds.

**A baby will screech with joy
A toddler will run, delighted,
escaping their parents hands**

Young people will have visions
**They will bring hope for new things
They will inspire us with their courage**

Older people will dream dreams
**They will remember the stories of what has been
They will share their wisdom**

Together we are sharing our faith
Together we are listening

Together we are complete
**Together we gather,
to worship and to praise,
to share our faith and our lives**

Together we worship our God.

Confession

Merciful God

**We confess we find other people frustrating
The younger people who don't listen
The older people who don't get it.
We confess that we are comfortable as we are,
in our own space, with our own people.
We confess that we don't always like things to be different, harder, or challenging**

We confess that sometimes we wish worship to be just we like it rather than just how you would like it.

We are sorry

Absolution

Through the cross of Christ, we are forgiven

Let us go with open hearts and hands to do the work of the Kingdom of God.

Let us celebrate as a forgiven people the stories of our faith.

**Help us to listen to the stories of others
Help us to welcome the discomfort and challenge you give us**

Help us to turn to you in worship instead of following our own way.

**Help us to transform into people whose lives reflect your love and grace
Amen**

RESOURCE IDEAS

Helpful Links

For bible readings that appeal to a wide age range try:
www.lostsheep.au

For videos of the scripture try:
<https://www.youtube.com/@TheLumoProject>

Bible explore often collates different videos for bible passages.
www.bibleexplore.nz

Resources available to download

Why We Journey Together

Psalm reading
Foot template
Hobby Bingo

The Upside Down Kingdom of God

World Map Slides for Upside Kingdom

Making Room

Joel Reading
Intercession photographs

Celebrating Life Together

Heart colouring



General Resources

It is important to have sufficient for everyone to be able to participate. Having baskets available with these items makes it easy to set up and tidy up afterwards. These can include:

- Menu holder (for instructions, readings, pictures)
- Colouring pens, pencils
- Scissors
- Small container with a lid with a pencil sharpener and rubber
- Paint pens (available from Kmart)
- Small containers of playdough
- Extra paper for drawing

